

Recognition of Valid and Open Learning (ReOPEN)

Transfer in die Praxis

Matthias Murawski, ESCP Europe
Berlin, 09.10.2018



Funded by the
Erasmus+ Programme
of the European Union

ReOPEN

Über mich

- VWL in Kiel und Warschau, Diplom-Volkswirt 2008
- > 4 Jahre in der Wirtschaft (Bank, Start-Up)
- Master of Business Administration & Engineering (MBA&E) 2014
- Seit 2014: Wissenschaftlicher Mitarbeiter am LS für Wirtschaftsinformatik an der ESCP Europe Business School Berlin
- Schwerpunkte: Erforderliche Kompetenzen in der digitalen Arbeitswelt
- Seit 2016: ReOPEN
- Externer Dozent an der Frankfurt School und der Ökofeeding
- www.linkedin.com/in/matthias-murawski



Kurze Vorstellungsrunde

- Name
- Beruflicher Hintergrund
- Erwartungen an den Kurs



Agenda

- Einführung ReOPEN
 - Ziel, Konsortium
 - Trainingsmaterial, Lernplattform und Kurse
 - Fokus: Kurs „Digital Skills“
- Diskussion: Mögliche Anwendungen durch Teilnehmer
- Optional: Nearpod, Mentimeter



Agenda

- **Einführung ReOPEN**
 - **Ziel, Konsortium**
 - **Trainingsmaterial, Lernplattform und Kurse**
 - **Fokus: Kurs „Digital Skills“**
- Diskussion: Mögliche Anwendungen durch Teilnehmer
- Optional: Nearpod, Mentimeter



ReOPEN

ReOPEN

Recognition of Valid and Open Learning



HOME

ÜBER UNS

TRAININGSMATERIAL

OPEN ONLINE LEARNING

KURSE

VERANSTALTUNGEN

ReOPEN Umfrage - machen Sie mit!

Helfen Sie uns eine Lernplattform zur Entwicklung offener Lernangebote zu entwerfen, indem Sie diesen kurzen Fragebogen ausfüllen.



Funded by the
Erasmus+ Programme
of the European Union

ReOPEN

Backup

Details zum Kurs „Digital Skills“

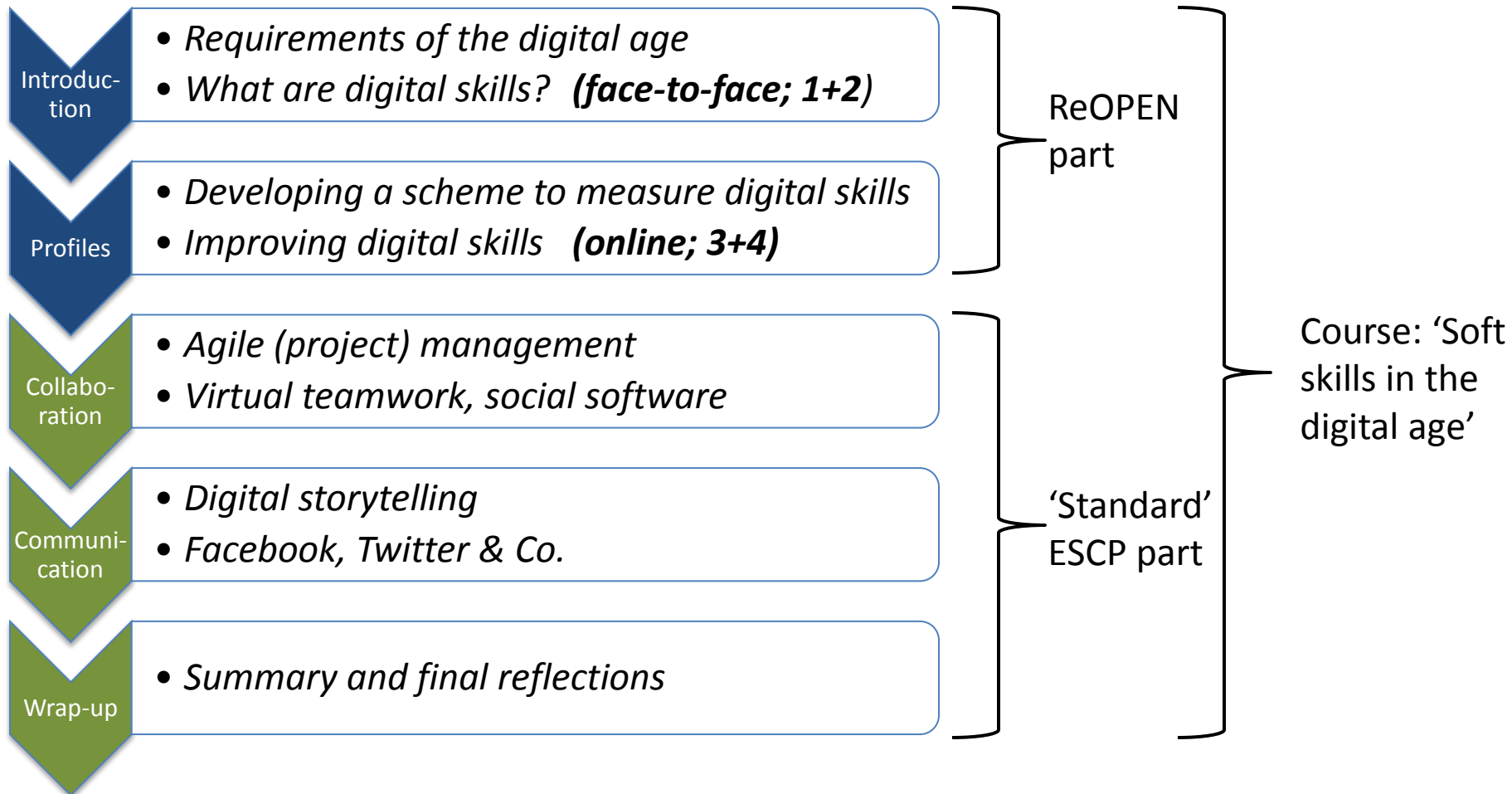


Funded by the
Erasmus+ Programme
of the European Union

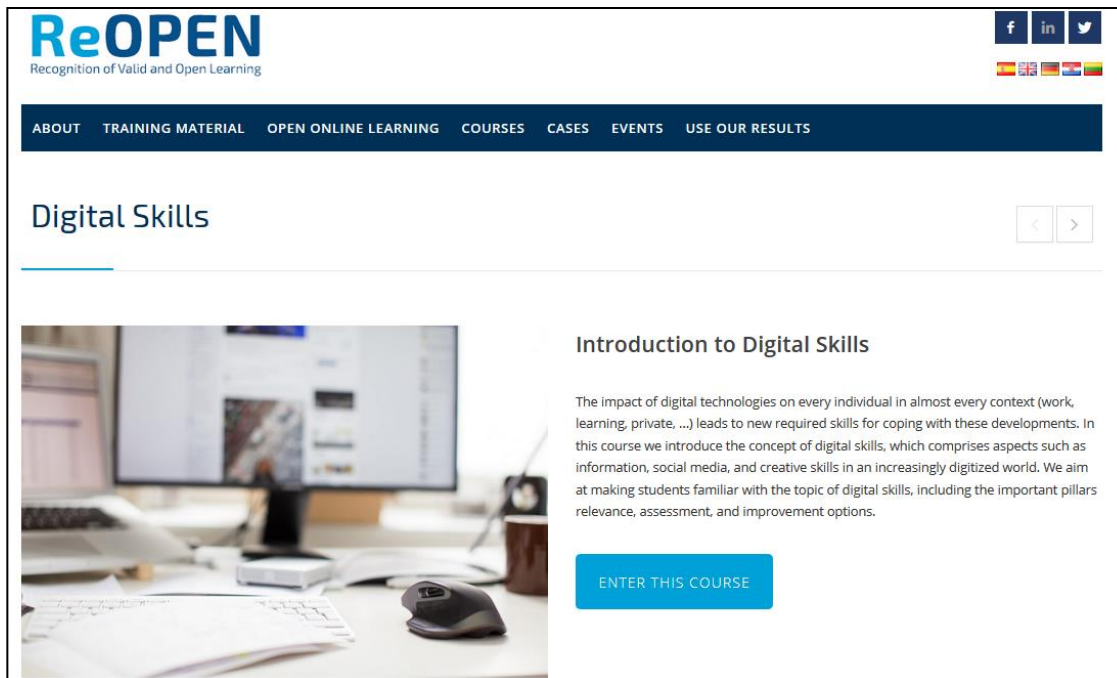
ReOPEN

Course on 'Digital Skills'

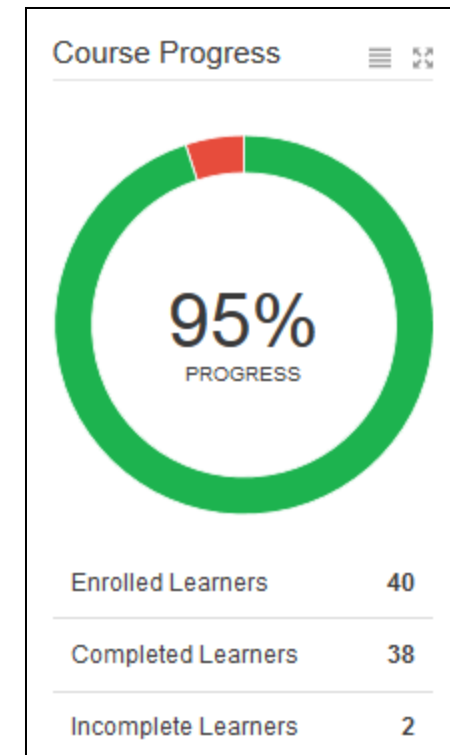
- Link to Formal Curriculum of ESCP -



Piloting of CPD course “Digital Skills”



The screenshot shows the ReOPEN website interface. At the top left is the ReOPEN logo with the tagline 'Recognition of Valid and Open Learning'. To the right are social media icons for Facebook, LinkedIn, and Twitter, along with flags for Spain, the UK, and Germany. A dark blue navigation bar contains the following menu items: ABOUT, TRAINING MATERIAL, OPEN ONLINE LEARNING, COURSES, CASES, EVENTS, and USE OUR RESULTS. Below the navigation bar, the page title 'Digital Skills' is displayed with navigation arrows. A large image of a desk with a computer monitor and mouse is on the left. To the right of the image is the course title 'Introduction to Digital Skills' and a descriptive paragraph: 'The impact of digital technologies on every individual in almost every context (work, learning, private, ...) leads to new required skills for coping with these developments. In this course we introduce the concept of digital skills, which comprises aspects such as information, social media, and creative skills in an increasingly digitized world. We aim at making students familiar with the topic of digital skills, including the important pillars relevance, assessment, and improvement options.' Below the text is a blue button labeled 'ENTER THIS COURSE'.



External review: 85 / 100

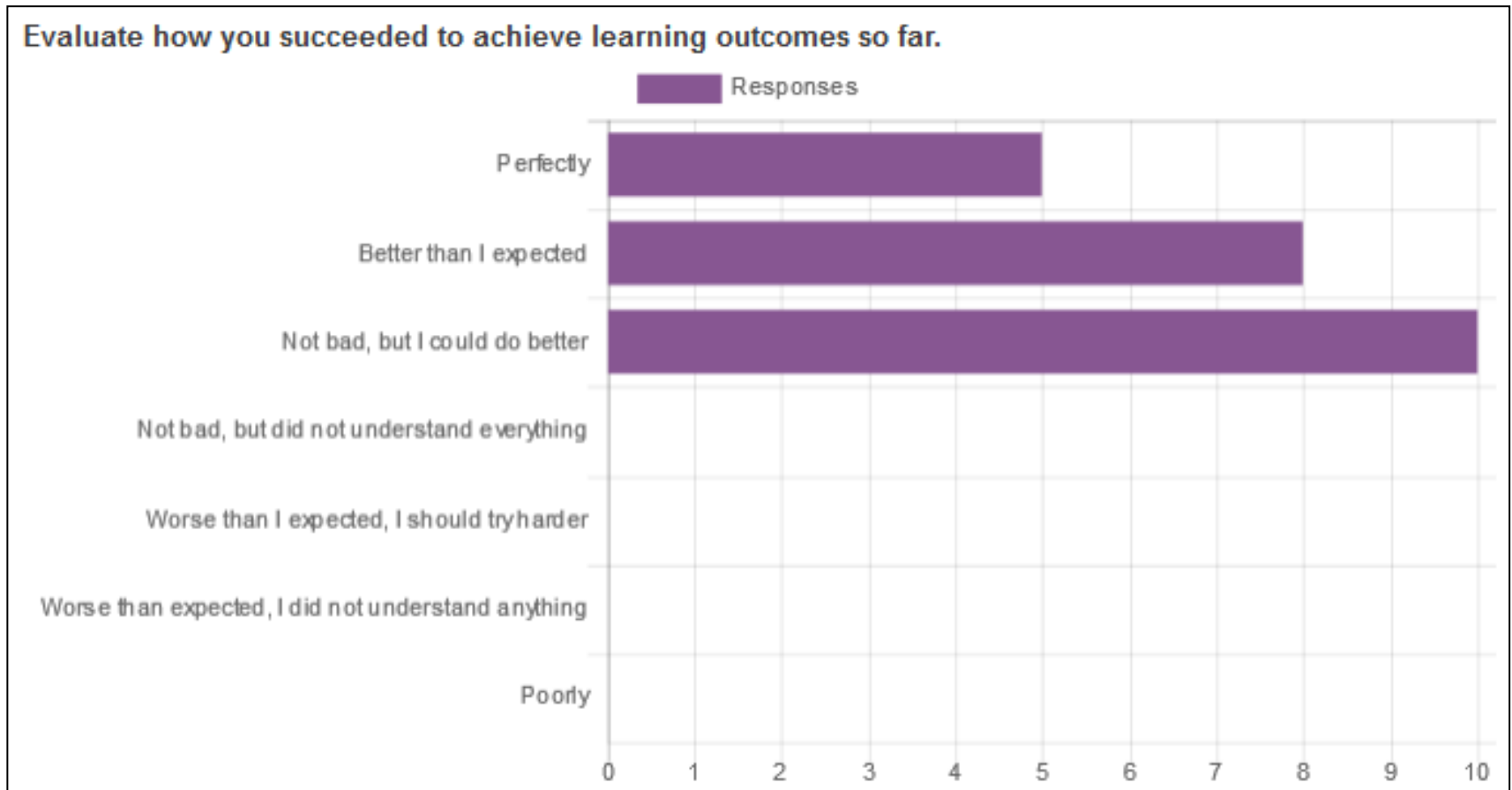
Internal review: 85,5 / 100



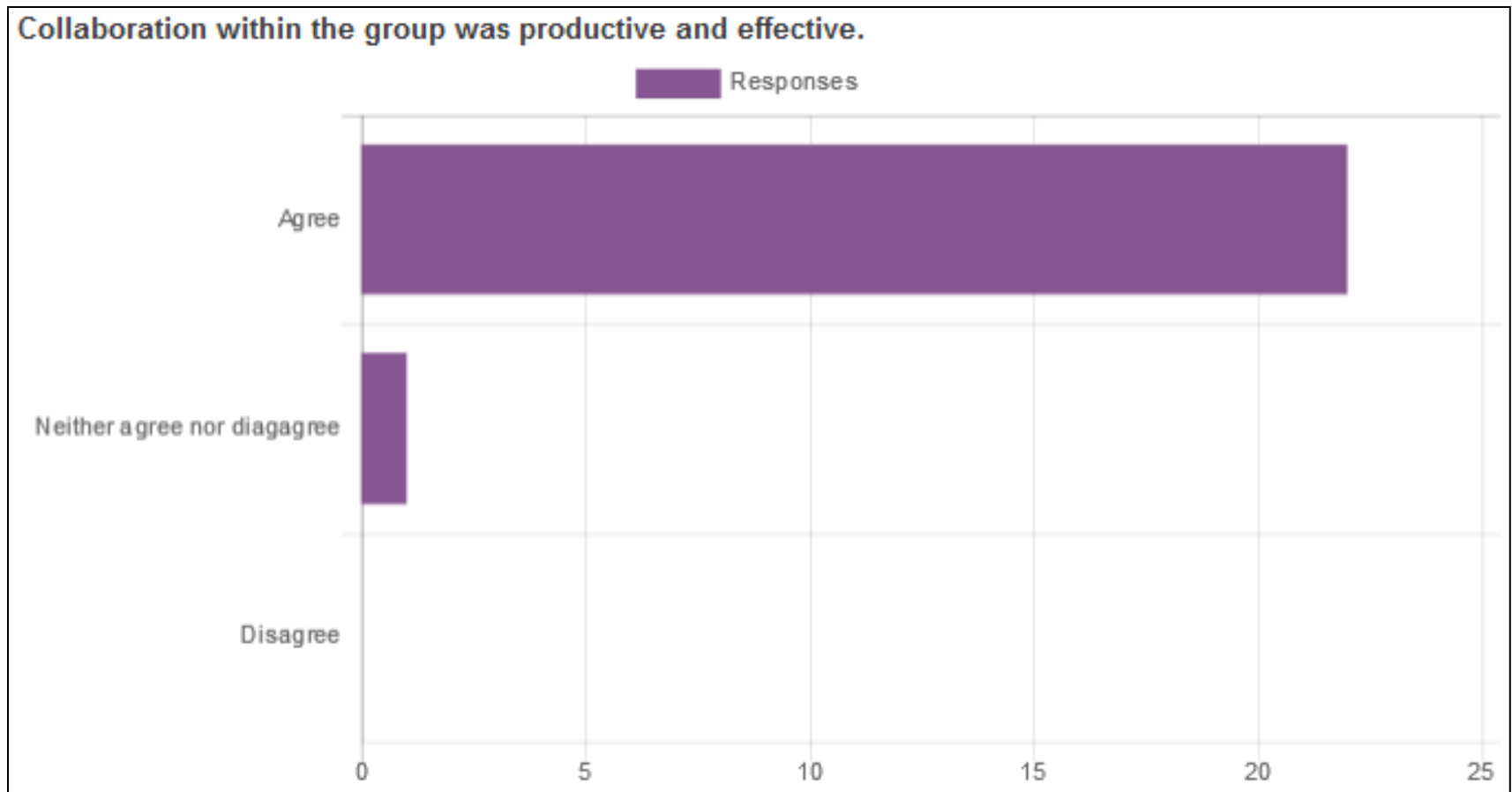
Funded by the
Erasmus+ Programme
of the European Union

ReOPEN

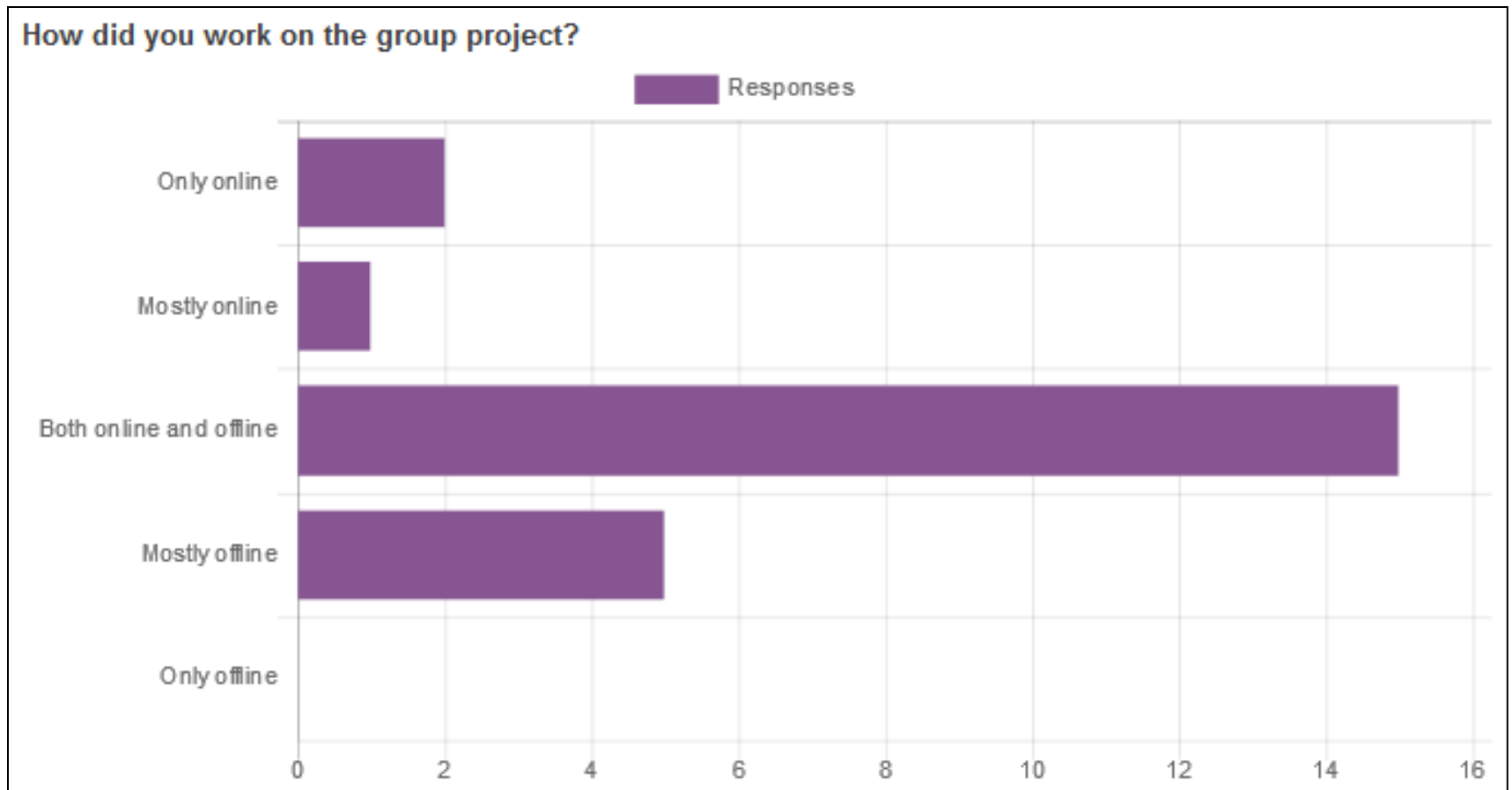
Feedback from learners 1/6 (n=23)



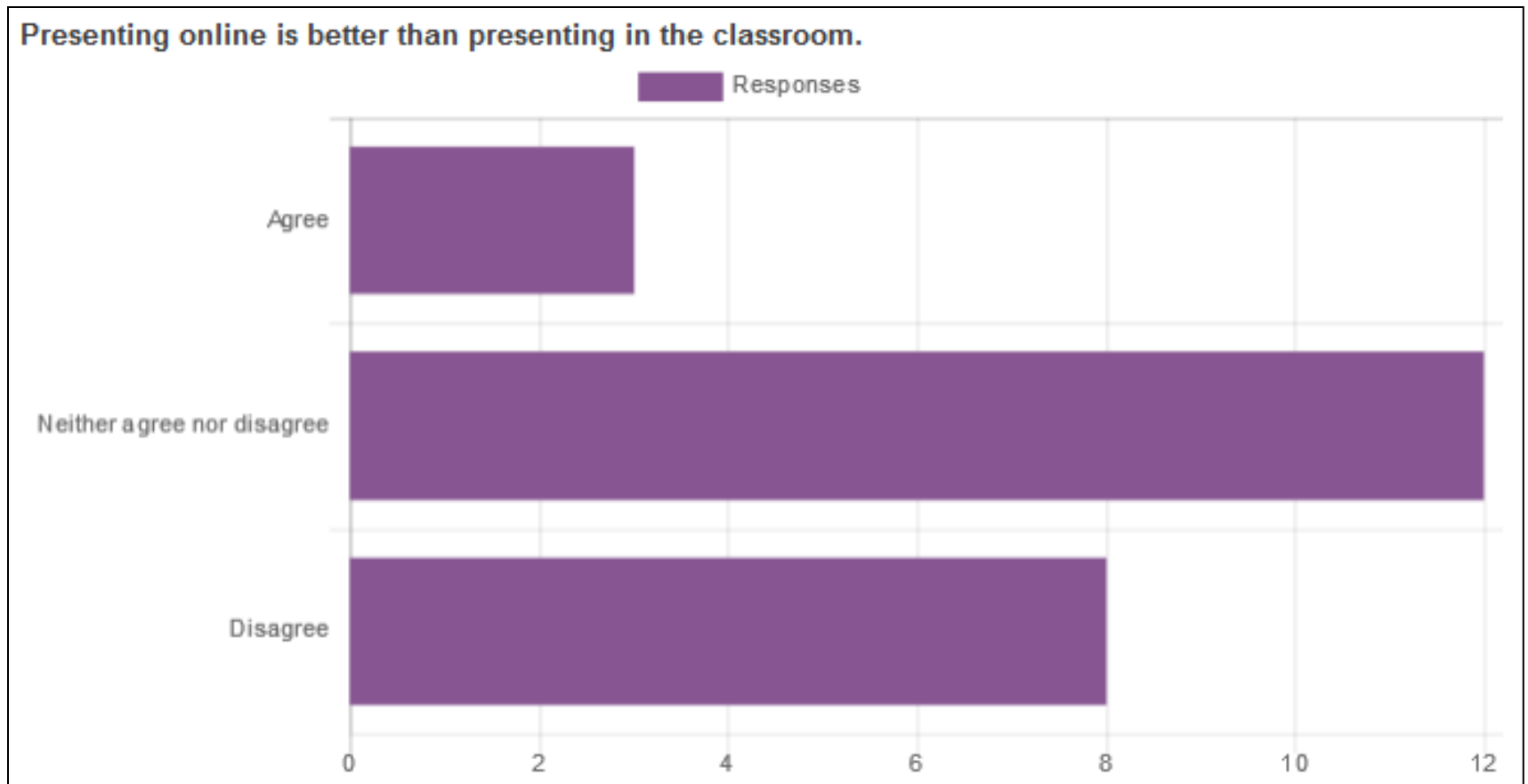
Feedback from learners 2/6 (n=23)



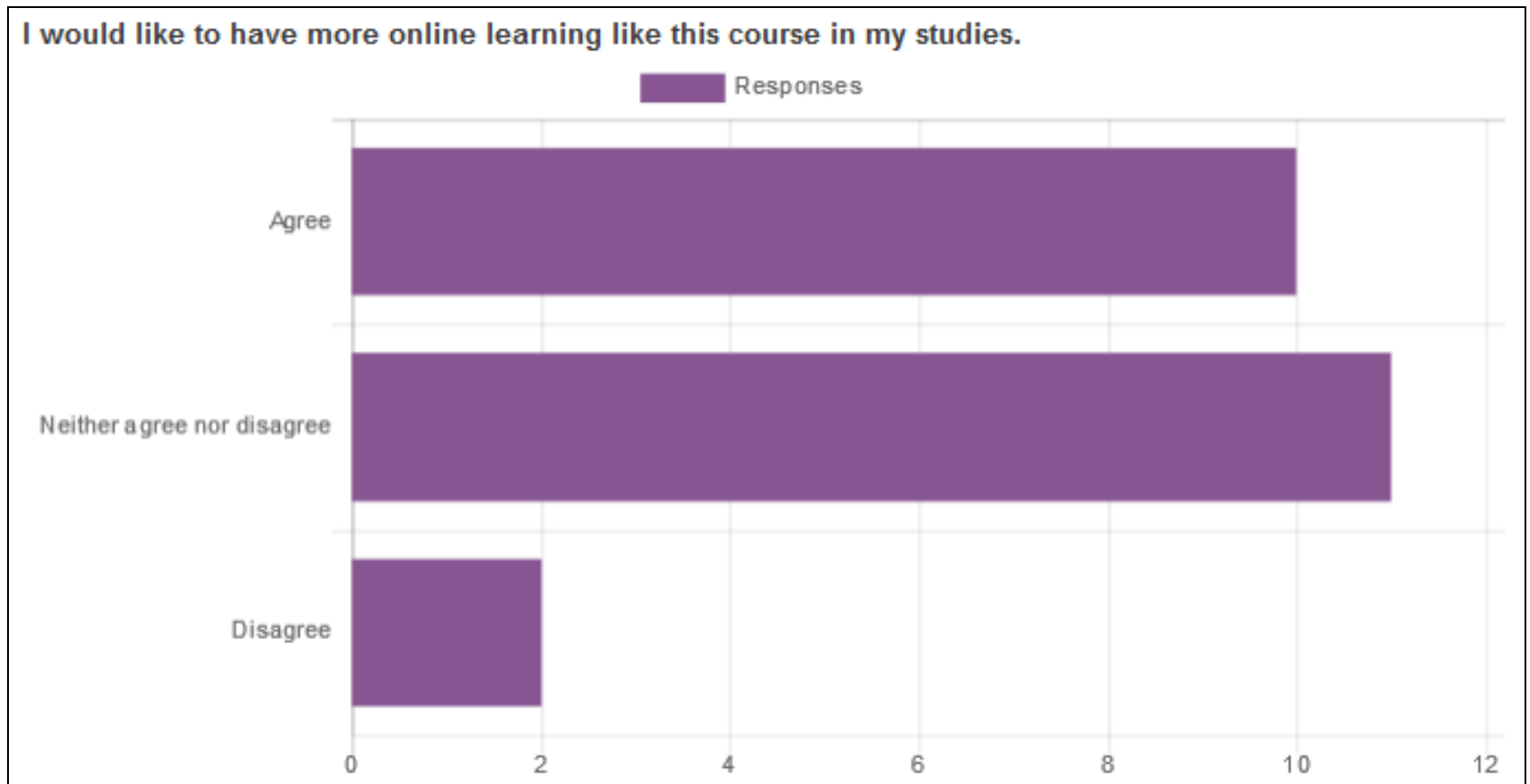
Feedback from learners 3/6 (n=23)



Feedback from learners 4/6 (n=23)



Feedback from learners 5/6 (n=23)



Feedback from learners 6/6 (n=23)

How could this online course be improved? (selected answers)

Preparation / technical aspects

- After getting familiar with the system, I feel good on this online course.
- Ensure before the online course that everybody has a microphone that works; being able to have the presentation of the others after they have presented it.
- The instruction of some specific function e.g. upload file, the switch on/off of the microphone and audio etc. could be more clear.



Feedback from learners 6/6 (n=23)

How could this online course be improved? (selected answers)

Preparation / task-related aspects

- Impose a different topic for each group to avoid the redundancies.
- More guidelines in the mission statements, like examples on top of the "Using Slack", and insist on the "digital tool".
Otherwise, It was very nice, I learned a lot.
- I enjoyed the session very much. I think an improvement could be to have the order of the groups presenting beforehand so that it saves time.



Feedback from learners 6/6 (n=23)

How could this online course be improved? (selected answers)

Presentation / moderation

- It's better to see the presenter's face when he/she is presenting.
- The interface could be more vivid.
- More scheduled and strict time limits.



Agenda

- Einführung ReOPEN
 - Ziel, Konsortium
 - Trainingsmaterial, Lernplattform und Kurse
 - Fokus: Kurs „Digital Skills“
- **Diskussion: Mögliche Anwendungen durch Teilnehmer**
- Optional: Nearpod, Mentimeter



Diskussion

- Mögliche Anwendungen durch Teilnehmer?
 - LMS
 - Online Learning
- Chancen?
- Barrieren?




Agenda

- Einführung ReOPEN
 - Ziel, Konsortium
 - Trainingsmaterial, Lernplattform und Kurse
 - Fokus: Kurs „Digital Skills“
- Diskussion: Mögliche Anwendungen durch Teilnehmer
- **Optional: Nearpod, Mentimeter**



Mentimeter



Mentimeter

Please enter the code

Submit

The code is found on the screen in front of you




Was umfasst "Online Learning"?

Nennen Sie Stichpunkte!

Mentimeter



Nearpod



nearpod

Join a Session

Your teacher will give you a CODE to join the lesson.

Join

Don't have a CODE? Use MAGIC



Vielen Dank für Ihre Teilnahme

Matthias Murawski
ESCP Europe Business School Berlin
mmurawski@escpeurope.eu



Funded by the
Erasmus+ Programme
of the European Union

ReOPEN