

Learning agreement in ReOPEN CPD courses

October 2, 2017



Funded by the
Erasmus+ Programme
of the European Union

ReOPEN

Step – 1. Finding the course

Learners find a course in ReOPEN <http://reopen.eu>

ReOPEN
Recognition of Valid and Open Learning



HOME ABOUT TRAINING MATERIAL OPEN ONLINE LEARNING **COURSES** EVENTS

Online courses



Introduction to digital pedagogy

Short information about this course. Few sentences what you could learn from this course, to whom it would be interesting.



Course on recognition

Short information about this course. Few sentences what you could learn from this course, to whom it would be interesting.



Course on digital badging

Short information about this course. Few sentences what you could learn from this course, to whom it would be interesting.



Funded by the
Erasmus+ Programme
of the European Union

ReOPEN

Step – 2. Accessing the course

A learners can enter the course as a guest.

Learning platform

You are currently using guest access ([Log in](#))

Course Template

Home / Courses / Non-formal Open Learning CPD / Test

To access course material you have to accept and agree with the following [learning agreement](#).

? [Learning agreement](#)

[Learning agreement for mentored course](#)

CONTACTS

Teacher

Airina Volungeviciene

If you want to complete any tasks in this training material, you must be:

- [logged in](#) to the environment;
- [enrolled](#) in this training material.

If you have not been registered yet, please [sign up](#).

Instruction for non-register user



Funded by the
Erasmus+ Programme
of the European Union

ReOPEN

Step – 3. Registering for the course

Guests are not allowed to accept *Learning agreement*

Learning platform

You are currently using guest access ([Log in](#))

Course Template

[Home](#) / [Courses](#) / [Non-formal Open Learning CPD](#) / [Test](#) / [General](#) / [Learning agreement](#)

Learning agreement

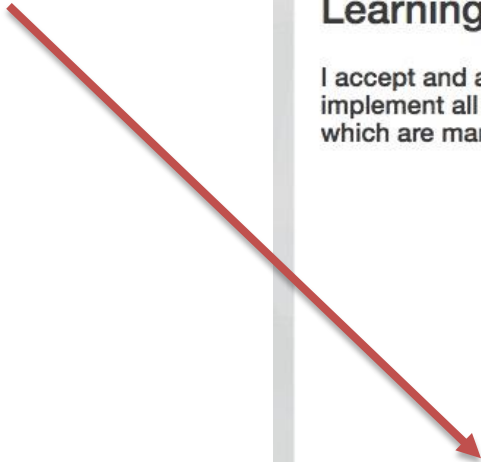
I accept and agree with the following [learning plan](#) and understand my responsibilities as a learner to implement all practical assignments to reach competences/ learning outcomes defined in the course, which are mandatory in order to receive course completion certificate.

Confirm

Sorry, guests are not allowed to make choices.

Would you like to log in now with a full user account?

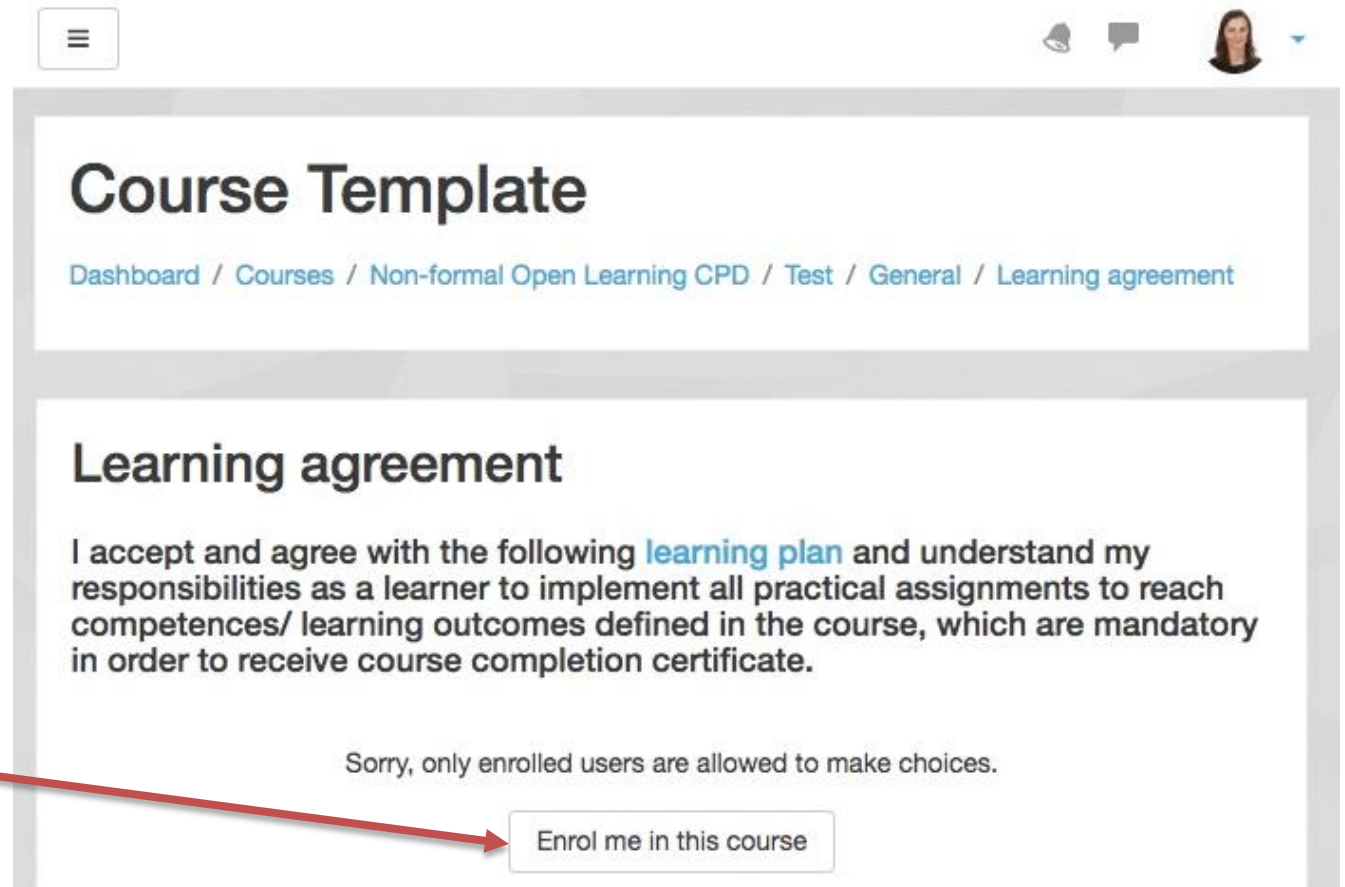
[Continue](#) [Cancel](#)



Step – 4. Enrolling into the course

Register user which is not enrolled in to the course after clicking on *Learning agreement* see a button with suggestion to become a course member.

Otherwise learner can't agree with *learning agreement*.




The screenshot shows a user interface for a course template. At the top, there is a navigation bar with a menu icon, a notification bell, a chat icon, and a user profile picture. Below the navigation bar, the page title is "Course Template". Underneath the title is a breadcrumb trail: "Dashboard / Courses / Non-formal Open Learning CPD / Test / General / Learning agreement". The main content area is titled "Learning agreement" and contains the text: "I accept and agree with the following **learning plan** and understand my responsibilities as a learner to implement all practical assignments to reach competences/ learning outcomes defined in the course, which are mandatory in order to receive course completion certificate." Below this text, there is a message: "Sorry, only enrolled users are allowed to make choices." At the bottom of the page, there is a button labeled "Enrol me in this course". A red arrow points from the text "Otherwise learner can't agree with learning agreement." to the "Enrol me in this course" button.



Step 4. Enrolling into the course

Registered users can make self enrolment in to the course without extra key.



The screenshot shows a user interface for a learning platform. At the top, there is a navigation bar with a menu icon, the text 'Learning platform', and a user profile for 'Danutė Pranckutė'. Below this is a header for 'Course Template' with a breadcrumb trail: 'Dashboard / Courses / Non-formal Open Learning CPD / Test / Enrol me in this course / Enrolment options'. The main content area is titled 'Enrolment options' and features a course card for 'Course Template' with a teacher 'Airina Volungeviciene'. Underneath, there is a section for 'Self enrolment (Student)' which states 'No enrolment key required.' and includes a prominent blue 'Enrol me' button.

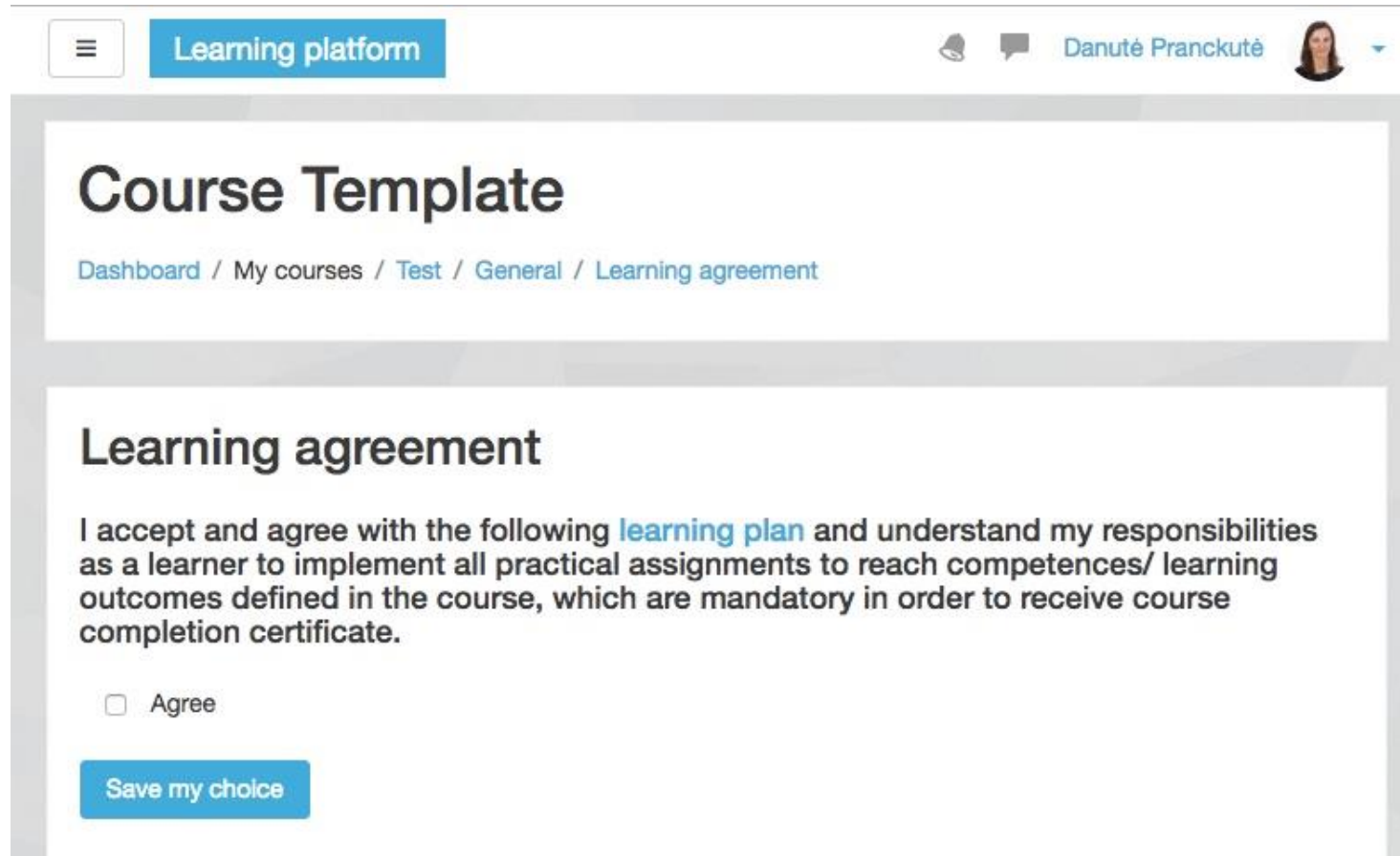


Funded by the
Erasmus+ Programme
of the European Union

ReOPEN

Step 5. Consent

Learners see learning agreement form and confirm/ express consent.



The screenshot shows a user interface for a learning platform. At the top, there is a navigation bar with a menu icon, the text "Learning platform", a notification bell, a chat icon, the user name "Danutė Pranckutė", and a profile picture. Below the navigation bar, the main content area is titled "Course Template" and includes a breadcrumb trail: "Dashboard / My courses / Test / General / Learning agreement". The main heading is "Learning agreement". The text of the agreement reads: "I accept and agree with the following **learning plan** and understand my responsibilities as a learner to implement all practical assignments to reach competences/ learning outcomes defined in the course, which are mandatory in order to receive course completion certificate." Below this text is a checkbox labeled "Agree" which is currently unchecked. At the bottom of the form is a blue button labeled "Save my choice".



Funded by the
Erasmus+ Programme
of the European Union

ReOPEN

Before agreement with the learning plan

To access course material you have to accept and agree with the following **learning agreement**.

-  Learning agreement
-  Learning agreement for mentored course



teacher

 Airina Volungeviciene




COMPLETION PROGRESS

After agreement with the learning plan

Your progress 

-  Learning agreement
-  Learning agreement for mentored course
-  Notifications

Rename topic, create as many topics as necessary

- Course material
- Lecture
- Course material, for example. slides, tables, templates
- Additional sources and literature (eg.: Internet links to upload articles and other readings, case studies), a summary or the references used in the lecture.
-  Communication and collaboration forum
-  Self-Paced Test
-  Practical tasks (theoretical knowledge practice)

CONTACTS

Teacher

 Airina Volungeviciene

COMPLETION PROGRESS

► NOW



LECTURES TIME

Lectures take place by video conference

on **Wednesdays**
19:00-20:00



Funded by the Erasmus+ Programme of the European Union

ReOPEN