

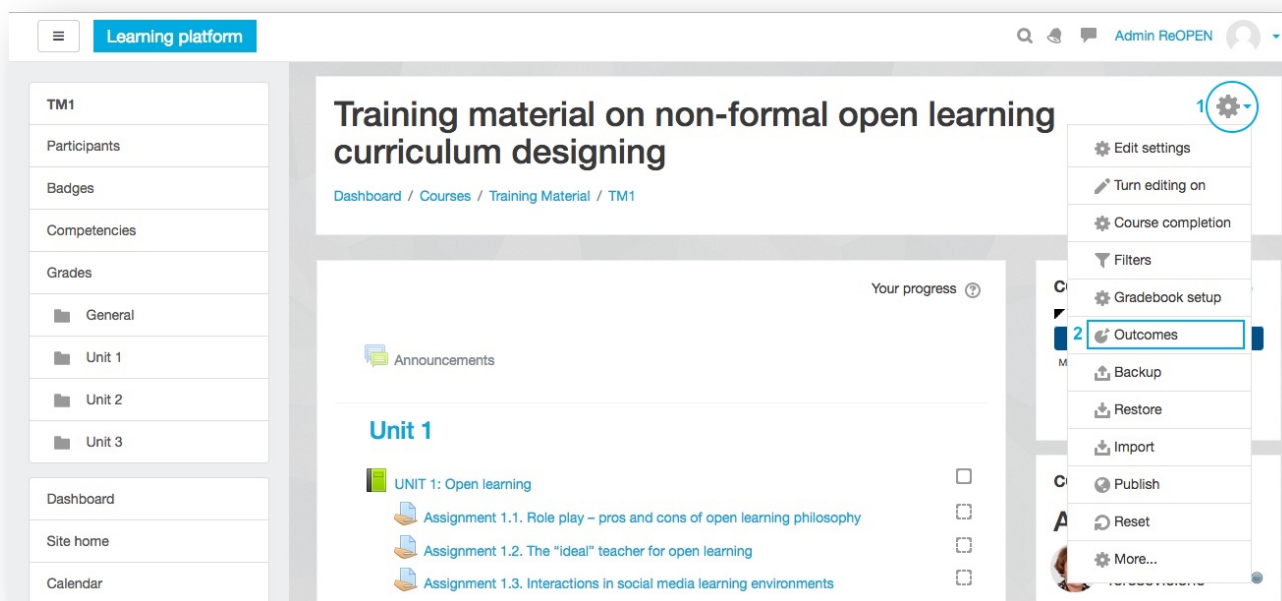
The creation of learning outcomes in Moodle course

What are outcomes?

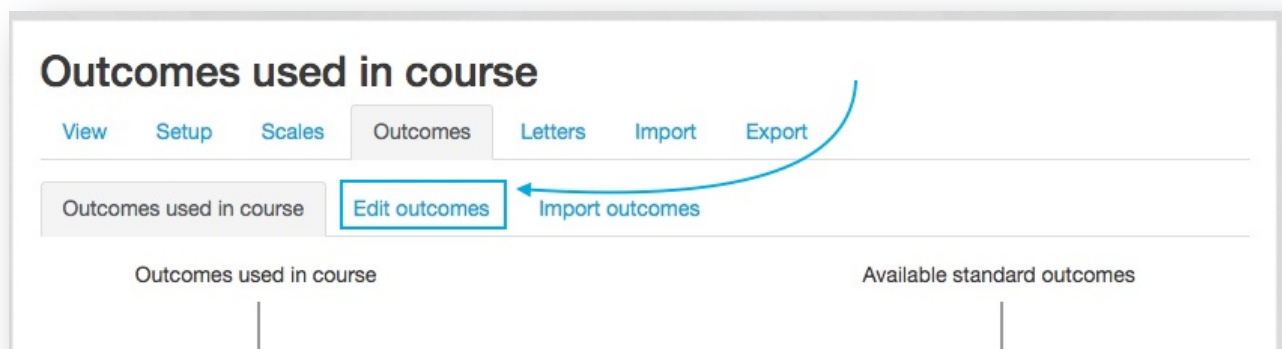
Outcomes are specific descriptions of what a student has demonstrated and understood at the completion of an activity or course. Each outcome is rated by some sort of scale¹.

Adding course-level outcomes

As course teacher you can create learning outcomes. Use **Settings** button at your Moodle course and choose **Outcomes**.



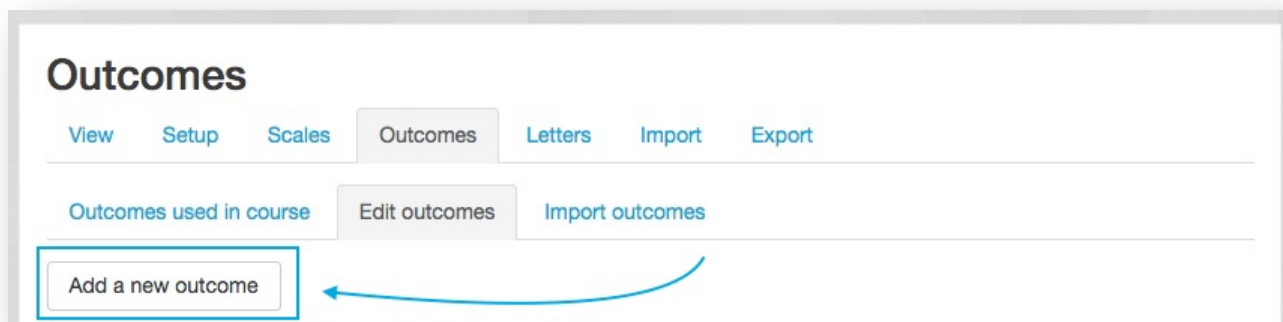
Choose **Edit outcomes** to add new learning outcome.



¹ <https://docs.moodle.org/32/en/Outcomes>

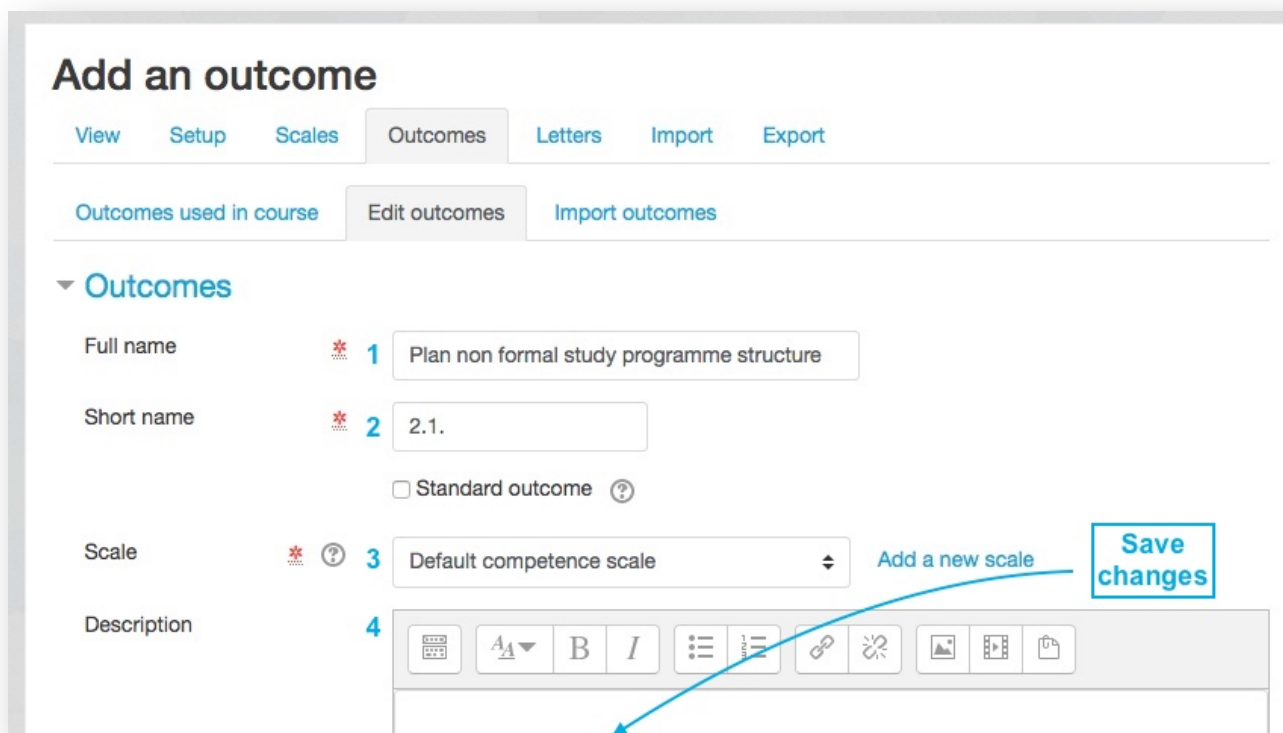
ReOPEN

Press **Add a new outcome** to add new learning outcome.



Fill in fields with necessary information.

- Full outcomes name;
- Short name;
- choose scale to **Default competence scale**
- write outcomes description (*optional*)



Add learning outcomes as many as you need. All outcomes are automatically added to your course.

The screenshot shows the 'Outcomes used in course' page in Moodle. At the top, there are tabs for 'View', 'Setup', 'Scales', 'Outcomes' (selected), 'Letters', 'Import', and 'Export'. Below these are sub-tabs: 'Outcomes used in course' (selected), 'Edit outcomes', and 'Import outcomes'. The main area is divided into two columns: 'Outcomes used in course' and 'Available standard outcomes'. The 'Outcomes used in course' column contains a box labeled 'Custom used (no remove)' with the following text: 'Describe and explain the open learning philosophy and its building ...', 'Know where to find further information on open learning', 'Plan non formal study programme structure', and 'Design curriculum for non-formal open learning'. Below this box are two buttons: 'Add' (with a left-pointing arrow) and 'Remove' (with a right-pointing arrow). The 'Available standard outcomes' column is currently empty.

Using outcomes

During new activities creation or after the creation of activities choose which learning outcomes student will reach if he or she done the activity.

In each Moodle activities you will find *Outcomes* column - choose related learning outcomes.

The screenshot shows the 'Outcomes' section of a Moodle activity configuration page. It features a list of four outcomes with checkboxes: 'Describe and explain the open learning philosophy and its building blocks', 'Know where to find further information on open learning' (checked), 'Plan non formal study programme structure', and 'Design curriculum for non-formal open learning'. A blue arrow points from the 'Design curriculum for non-formal open learning' checkbox to a 'Save changes' button. Below the outcomes list are sections for 'Grade' and 'Ratings'.

More detailed information: <https://docs.moodle.org/32/en/Outcomes>